


# AIRLUME 6060 3D



## FEATURES

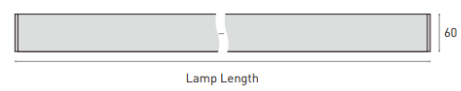
- Seamless 3D geometry using linear and circular corners
- Up & down or direct only light emission
- Multiple mounting options: pendant, ceiling, recessed, wall-mounted
- Colour temperature range: 2700K to 6500K + RGB
- Dimming compatibility: NON / 0-10V / DALI
- High output: up to 100 lm/W
- Available in custom powder coat & acoustic finishes



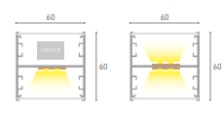
Basic Parameters	Details
Lighting direction	Up&Down, Down
Installation	Pendant , Ceiling , Recessed , wall mounted
Beam angle	PC:105° , M1:72° , M2:70°
Light efficiency	100lm/W
Profile	W60mm*H60mm
Power	20 W/m
Optic	DF , M1 , M2
CCT	2700~6500K , RGB
Dimming	NON , 0-10V , DALI
Input voltage	200-240V , 100-277V
CRI	>80 , >90 , >95

Product Ordering			
CODE	COLOUR	FINISH	STOCK
AIRLUME-LCDF	CCT(K)	PC/AC	YES
AIRLUME-LCM1	CCT(K)	PC/AC	YES
AIRLUME-LCM2	CCT(K)	PC/AC	YES


## DIAGRAMS



### PROFILE SECTION



### COLOUR



DF | PC cover



M1 | Prismatic plates



M2 | Prismatic plates plus



### LAMPS PARAMETER

Model	Length (mm)	Power (w)	Luminous (lm)
AL6060	500	10	1000
AL6060	600	12	1200
AL6060	700	14	1400
AL6060	800	16	1600
AL6060	900	18	1800
AL6060	1000	20	2000
AL6060	1100	22	2200
AL6060	1200	24	2400
AL6060	1300	26	2600
AL6060	1400	28	2800
AL6060	1500	30	3000
AL6060	1600	32	3200
AL6060	1700	34	3400
AL6060	1800	36	3600
AL6060	1900	38	3800
AL6060	2000	40	4000
AL6060	2100	42	4200
AL6060	2200	44	4400
AL6060	2300	46	4600
AL6060	2400	48	4800

